

























## Curriculum Overview: Art and Design Technology

### Art and Design Technology at Morningside "To be an artist is to believe in life." Henry Moore













Over time, children develop their skills in the key areas of painting, drawing, modelling, collage and printing for Art and food, textiles, construction, modelling and graphics/CAD for DT. Teachers are free to teach these at any point in the year so as to best link the products made to the children's work in History, Geography and Science. Each unit has a featured artist/craftsperson that uses the techniques to be taught within their work. Alongside the skills in these discrete areas children are taught to explore and develop their ideas. They are also required to evaluate their work to see how it can be improved.

	Art			Design Technology		
	Drawing	Painting	Collage	Food	Construction	Graphics/CAD
Year 1	 Joan Miro (1893-1983)	 Van Gogh (1853-1890)	 Henri Matisse (1869-1954)	 Katy: I Can Cook	 Henry Ford (1863-1947)	 Garima Dharwan
	<b>We are draughtsmen</b> <ul style="list-style-type: none"> <li>different media</li> <li>line, shape, tone and space</li> <li>observational drawing</li> <li>imaginative drawing</li> </ul>	<b>We are painters</b> <ul style="list-style-type: none"> <li>secondary colours</li> <li>applying paint in different ways</li> <li>observational painting of objects, people and places</li> </ul>	<b>We are collage artists</b> <ul style="list-style-type: none"> <li>arranging pieces</li> <li>sorting and grouping materials</li> <li>fold, crumple, tear cut and overlap</li> </ul>	<b>We are cooks</b> <ul style="list-style-type: none"> <li>food vocabulary</li> <li>group food</li> <li>grate and cut</li> <li>measure and weigh</li> </ul>	<b>We are constructors</b> <ul style="list-style-type: none"> <li>vehicles</li> <li>construction kits</li> <li>axles</li> <li>joins</li> <li>templates</li> </ul>	<b>We are graphic designers</b> <ul style="list-style-type: none"> <li>object printing</li> <li>repeated pattern</li> <li>paint package</li> </ul>
	Drawing	Printing	Sculpture	Food	Textiles	Modelling
Year 2	 David Hockney (1937-)	 Orla Kiely (1963-)	 Kate Malone (1959-)	 Andi Oliver	 Clare Beaton (1947-)	 Robert Sabuda (1965-)
	<b>We are draughtsmen</b> <ul style="list-style-type: none"> <li>line, shape, tone, space</li> <li>investigate tone</li> <li>different pencils</li> <li>computer drawing</li> </ul>	<b>We are printers</b> <ul style="list-style-type: none"> <li>mono printing with a range of materials</li> <li>repeating patterns</li> <li>simple printing blocks</li> <li>press print</li> <li>overprinting</li> </ul>	<b>We are sculptors</b> <ul style="list-style-type: none"> <li>roll, cut, coil, knead</li> <li>impressions</li> <li>coil and pinch pots</li> <li>clay tiles</li> </ul>	<b>We are cooks</b> <ul style="list-style-type: none"> <li>food vocabulary</li> <li>group food</li> <li>cut, grate, peel, chop</li> <li>measure and weigh</li> </ul>	<b>We are textile designers</b> <ul style="list-style-type: none"> <li>colour fabrics</li> <li>templates</li> <li>running stitch</li> <li>applied decoration</li> </ul>	<b>We are modellers</b> <ul style="list-style-type: none"> <li>cut along lines</li> <li>strengthen sheet materials</li> <li>fold, tear, cut</li> <li>simple pop ups</li> </ul>

## Curriculum Overview: Art and Design Technology

	Painting	Collage	Sculpture	Food	Construction	Graphics/CAD
Year 3	 Paul Klee (1879-1940)	 M C Escher (1898-1972)	 Simone Leigh (1967-)	 Jamie Oliver (1975-)	 Eileen Gray (1878-1976)	 Jonathan Ive (1967-)
	<b>We are painters</b> <ul style="list-style-type: none"> <li>• primary, secondary and tertiary colours</li> <li>• create tones</li> <li>• colour wheel</li> <li>• watercolour</li> <li>• background washes</li> <li>• create mood with colour</li> </ul>	<b>We are collage artists</b> <ul style="list-style-type: none"> <li>• cut shapes</li> <li>• tessellate shapes and patterns</li> <li>• repeated patterns</li> <li>• limited palette</li> </ul>	<b>We are sculptors</b> <ul style="list-style-type: none"> <li>• revise clay techniques</li> <li>• cultural decoration</li> <li>• model in response to drawing</li> <li>• observe artefacts</li> <li>• coil, pinch, join, impress</li> </ul>	<b>We are cooks</b> <ul style="list-style-type: none"> <li>• sensory vocabulary</li> <li>• analyse taste and appearance</li> <li>• follow instructions</li> <li>• balanced diet</li> <li>• join and combine ingredients</li> <li>• measure &amp; weigh</li> </ul>	<b>We are constructors</b> <ul style="list-style-type: none"> <li>• shell &amp; frame structures</li> <li>• prototypes</li> <li>• measure &amp; mark to 1cm accuracy</li> <li>• glue gun</li> <li>• cut internal shapes</li> </ul>	<b>We are graphic designers</b> <ul style="list-style-type: none"> <li>• internet research</li> <li>• software design</li> <li>• create and print design</li> <li>• repeating pattern</li> </ul>
	Drawing	Printing	Collage	Food	Textiles	Modelling
Year 4	 Stephen Wiltshire (1974-)	 Andy Warhol (1928-1987)	 Alice Feagan	 Ainsley Harriott (1957-)	 Frances Pickering	 Bruce Foster
	<b>We are draughtsmen</b> <ul style="list-style-type: none"> <li>• line, shape, tone, depth, shadow</li> <li>• experimental marks</li> <li>• sustained drawing</li> <li>• view finders</li> <li>• 3D work</li> </ul>	<b>We are printers</b> <ul style="list-style-type: none"> <li>• make own printing block</li> <li>• 2 colour prints (overlay)</li> <li>• polystyrene mono printing</li> <li>• pattern in the past</li> </ul>	<b>We are collage artists</b> <ul style="list-style-type: none"> <li>• explore materials</li> <li>• curl, pleat, scrumple, overlap</li> <li>• repeated images</li> <li>• limited colour palette</li> </ul>	<b>We are cooks</b> <ul style="list-style-type: none"> <li>• sensory vocabulary</li> <li>• analyse texture and smell</li> <li>• balanced diet</li> <li>• join and combine ingredients</li> <li>• measure &amp; weigh</li> </ul>	<b>We are textile designers</b> <ul style="list-style-type: none"> <li>• seam allowance</li> <li>• simple pattern</li> <li>• running stitch, over sewing, backstitch</li> <li>• prototypes</li> <li>• fastening</li> <li>• decoration</li> </ul>	<b>We are modellers</b> <ul style="list-style-type: none"> <li>• slots</li> <li>• internal shapes</li> <li>• levers &amp; linkages</li> <li>• movement</li> <li>• complex pop ups</li> </ul>

# Curriculum Overview: Art and Design Technology

	Drawing	Painting	Sculpture	Food	Construction	Graphics/CAD
Year 5	 <p>Zaha Hadid (1950-2016)</p>	 <p>Frida Kahlo (1907-1954)</p>	 <p>Bernard Palissy (c.1510-c.1589)</p>	 <p>Sat Bains (1971-)</p>	 <p>Keith Newstead (1956-)</p>	 <p>Paula Scher (1948-)</p>
	<b>We are draughtsmen</b> <ul style="list-style-type: none"> <li>select tools</li> <li>simple perspective</li> <li>hatching, shading</li> <li>sketches</li> <li>view finders</li> <li>observational drawing</li> </ul>	<b>We are painters</b> <ul style="list-style-type: none"> <li>complementary and contrasting colours</li> <li>atmosphere and light effects</li> <li>develop painting from a drawing</li> <li>foreground &amp; background</li> </ul>	<b>We are sculptors</b> <ul style="list-style-type: none"> <li>model in response to drawing &amp; painting</li> <li>plan work carefully</li> <li>coil, pinch, join, impress</li> <li>refine surface decoration</li> <li>incise, apply, glaze</li> </ul>	<b>We are cooks</b> <ul style="list-style-type: none"> <li>select &amp; prepare food</li> <li>use scales</li> <li>cut and shape</li> <li>beat, rub in</li> <li>decorate</li> <li>balanced diet</li> </ul>	<b>We are constructors</b> <ul style="list-style-type: none"> <li>cut to 1mm</li> <li>join appropriately</li> <li>motor &amp; switch</li> <li>frameworks</li> <li>bradawl</li> <li>hand drill</li> <li>glue gun</li> </ul>	<b>We are graphic designers</b> <ul style="list-style-type: none"> <li>computer generate design</li> <li>plan to print</li> <li>investigate ideas</li> <li>model on computer</li> <li>storyboard</li> </ul>
	Painting	Printing	Collage	Food	Textiles	Modelling
Year 6	 <p>Chris Ofili 1968-</p>	 <p>William Morris (1834-1896)</p>	 <p>Hannah Hoch (1889-1978)</p>	 <p>Madhur Jaffrey (1933-)</p>	 <p>Duro Olowu</p>	 <p>David Hawcock</p>
	<b>We are painters</b> <ul style="list-style-type: none"> <li>colour match</li> <li>add collage</li> <li>mood</li> <li>preliminary studies</li> <li>variety of stimuli</li> </ul>	<b>We are printers</b> <ul style="list-style-type: none"> <li>lino printing</li> <li>create printing blocks</li> <li>3 colour overlays</li> <li>work into prints with other media</li> </ul>	<b>We are collage artists</b> <ul style="list-style-type: none"> <li>contrast</li> <li>add to other media</li> <li>veiling and layering</li> </ul>	<b>We are cooks</b> <ul style="list-style-type: none"> <li>select &amp; prepare food</li> <li>use scales</li> <li>cut and shape</li> <li>beat, rub in</li> <li>decorate</li> <li>balanced diet</li> </ul>	<b>We are textile designers</b> <ul style="list-style-type: none"> <li>3D products</li> <li>pattern</li> <li>seam allowance</li> <li>pin &amp; tack</li> <li>blanket stitch</li> <li>machine stitching</li> </ul>	<b>We are modellers</b> <ul style="list-style-type: none"> <li>slots</li> <li>sheet materials</li> <li>fixed and moving joinings</li> <li>craft knives</li> <li>cam mechanisms</li> </ul>